



IDSR Weekly Epidemiology and Surveillance Bulletin

25th September – 1st October 2023, Epi-week 39, 2023

Introduction:

We are pleased to share our weekly epidemiological bulletin. This bulletin serves to inform all stakeholders at district, regional, national and international levels on disease trends, public health surveillance and interventions undertaken in detecting, preventing and responding to public health threats in The Gambia on a weekly basis.

Published by:

Epidemiology and Disease Control Unit; National Public Health Laboratories; Expanded Program on Immunization; Health Management and Information Systems Unit

Email: edcweeklybulletin@gmail.com

- Table of Contents -

1. Active Outbreaks, Responses, Highlights, and Weekly IDSR Summary
2. Reporting Coverage
3. Priority Diseases, Conditions and Events
4. VPD Surveillance
5. COVID-19 Update
6. COVID-19 vaccination
7. Other Diseases/Events of Public Health Importance
8. Summary table of all suspected cases reported by region
9. Recommendations and public health measures

- 1 -

Active Outbreaks, Responses, Highlights, and Weekly IDSR Summary



Active Outbreaks and Responses

1. The national response to COVID-19 continues; see the latest COVID-19 SitRep available for additional details.
2. The last AKI case was recorded on the 29th of June 2023, response and other AKI related activities are ongoing at a de-escalated level. Please refer to the latest AKI SitRep for additional information

Highlights



Figure 1: Cases reported into the national DHIS2, Week 39, 2023

- In Epi week-39, 92 cases of diarrhea with blood, 12 snake bite, 7 Dog Bite, 5 schistosomiasis and 1 Acute flaccid paralysis cases were reported into the national DHIS2 platform
- National timeliness and completeness were both **100%**
- There has been reduction in the number of diarrhea with blood for four consecutive weeks now
- The AFP sample was reported from Western Region 1

- 2 -

Reporting Coverage and Performance Ranking

Timeliness and completeness

Table 1. District Weekly IDSR Reporting Coverage, The Gambia, Epi - week 39, 2023

Regions	Number of reports expected	Number of complete reports received	Number of reports received on time	Timeliness (%)	Completeness (%)
Central River	11	11	11	100	100
Lower River	6	6	6	100	100
North Bank East	4	4	4	100	100
North Bank West	3	3	3	100	100
Upper River	7	7	7	100	100
Western 1	3	3	3	100	100
Western 2	8	8	8	100	100
The Gambia	42	42	42	100	100

Legend	≥ 80% on time and complete	50% - 79% on time and complete	<50% on time and complete
--------	----------------------------	--------------------------------	---------------------------

- Timeliness and completeness of District Reporting from all the districts were perfect for the week after two weeks of significant reduction in the two indicators
- All the regions reported the complete weekly epidemiological data from the districts on time and the national **timeliness and completeness** were both **100%**

Priority Diseases, Conditions and Events

Diarrhea with Blood (DWB)

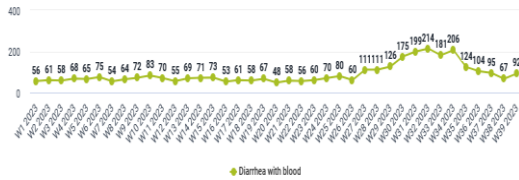


Figure 2: Reported cases of DWB, The Gambia, Epi-week 1- 39, 2023

- 92 cases were reported in Epi-week 39
- Of the 92 cases, 29.34% (27/92) 18.47% (17/92), 18.47% (17/92) were reported from URR, CRR and WR 1 respectively
- There has been an increase in the number of cases for the first time in 5 weeks

Acute flaccid paralysis

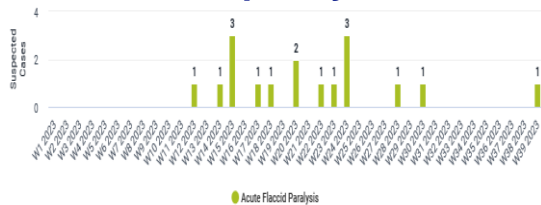
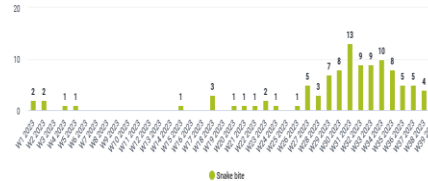


Figure 4: AFP cases reported, The Gambia, Epi-week 1- 39, 2023

- A total of 17 AFP cases have been recorded in the DHIS2 since Epi week 1
- All of the test results received so far are negative for both the wild polio virus and the Circulating vaccine-derived poliovirus (cVDPV)
- All the regions except URR have reported at least one AFP case as per the DHIS2

Snake bite

Figure 3: Reported snake bite cases, The Gambia, Epi-week 1-39, 2023



- 12 dog bite cases were reported in epi-week 39
- A total of 115 cases have been reported since epi-week 1. Of these, 27.82% (32/115), 24.34% (28/115), 17.39% (20/115) of the cases were reported by NBW, CRR and WR2 respectively
- North bank west reported the highest number of cases so far since epi-week 1

Schistosomiasis

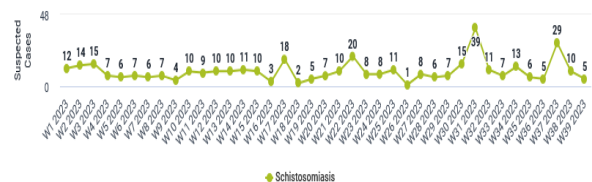


Figure 5: Reported cases of schistosomiasis, The Gambia, Epi-week 1-39, 2023

- 5 cases were reported in epi week 39
- A total of 392 cases have been reported since epi-week 1
- Majority, 85.96% (337/392) and 13.01% (51/392) of the total cases were reported from CRR and URR respectively

- 4 -

VPD Surveillance

Acute Flaccid Paralysis (AFP)

Table 2: National and Regional Annualized Non-Polio AFP Rate as per EPI VPD surveillance database, The Gambia, Epi-week 1- 39, 2023

REGION	Under 15 Population	No of cases expected	Total AFP Cases Wk. 01-- Wk. 39	Stool Adequacy	Annualized Non-Polio AFP Rate
Western Region 1	452970	9	6	100	1.77
Central River Region	117164	3	4	100	4.55
North Bank East Region	59461	2	1	100	2.24
Upper River Region	130995	3	4	100	4.07
Lower River Region	39007	1	1	100	3.42
North Bank West Region	59721	2	3	100	6.70
Western Region 2	259814	5	7	100	3.59
National	1119132	25	26	100	3.10

- One AFP was reported from both WR 1 and WR 2 in epi-week 39. A total of 26 cases of AFP have been reported from epi-week 1 to 39 as per the EPI VPD surveillance data base
- All of the 26 test results received are negative for both the wild polio virus and Circulating vaccine-derived poliovirus types (cVDPV)
- All regions have achieved 100% score for stool adequacy as well as non-polio AFP rate target of 2/100,000 population of children under 15years except western 1 health region

Measles

Table 3: National and Regional Annualized Non-Measles Febrile Rash Rate as per EPI VPD surveillance database, The Gambia, Epi-week 1- 39, 2023

Reporting Region	Total Population	Epi-linked	Clinically confirmed	Indeterminate (Equivocal)	Discarded (Negative)	Pending	Lab confirmed	Total	Annualized Non-Measles Febrile Rash
CRR	274,260	0	0	0	19	4	10	33	9.48
LRR	91,309	0	0	0	6	1	0	7	8.99
NBE	139,188	0	0	0	94	3	14	111	92.41
NBW	139,796	0	0	0	6	0	0	6	5.87
URR	306,637	0	0	0	12	0	2	14	5.36
WR1	1,060,321	0	0	0	14	0	3	17	1.80
WR2	608,179	0	0	0	11	2	2	15	2.48
National	2,619,690	0	0	0	162	10	31	203	8.46

- There was no suspected measles case in epi-week 39. A total of 203 suspected cases have been recorded in the EPI VPD surveillance database of which 15.27% (31/203) are lab confirmed.

- 4 -

COVID-19 update

Table 4: Total number of COVID-19 test conducted by region, epi-week 1 to epi-week 39, The Gambia, 2023

REGION	NEGATIVE	POSITIVE	TOTAL TEST CONDUCTED
CRR	158	5	163
LRR	562	6	568
NBE	87	12	99
NBW	26	0	26
URR	204	13	217
WR 1	1679	42	1721
WR 2	368	15	383
TOTAL	3084	93	3177

- The number of COVID-19 tests remains low across the country
- Western 1 recorded the highest number of tests (1721) with a test positivity rate of (2.44%) while North Bank East conducted the least number of tests (26) with a test positivity rate of (0.0%)
- The national test positivity rate for the period was 3.01%

- 5 -

Synopsis of the COVID-19 Vaccination

Table 5: Number of COVID-19 vaccine doses administered by region as of 4th October, 2023

REGION	MALE	FEMALE	TOTAL
CRR	42,659	69,912	112,571
LRR	27,333	42,723	70,056
NBER	22,026	34,867	56,893
NBWR	25,905	40,272	66, 177
URR	53,777	69,647	123,424
WR1	142,442	154,134	296,576
WR2	73,470	95,557	169,027
TOTAL	387,612	507,112	894,724

- The types of vaccines administered across the country include AstraZeneca, Johnson and Johnson, Pfizer and Sinopharm
- Johnson and Johnson is the highest number of vaccine doses administered so far in the country with 441,063 doses administered so far accounting for 49.29% of all doses administered followed by the Pfizer COVID-19 vaccine of which 374,815 doses have been administered so far
- The highest number of doses is been administered in WR1 region so far but this does not translate to vaccination coverage in the region

Table 6: Percentage of population who received at least 1 dose of COVID-19 Vaccine by region as of 4th October, 2023

REGION	PERCENTAGE OF POPULATION
CRR	33.9
LRR	48.8
NBE	33.1
NBW	37.6
URR	37.2
WR1	22.9
WR2	23.2
NATIONAL	28.2

- Lower River Region recorded the highest vaccination coverage so far while WR1 recorded the lowest
- The national coverage stands at 28.0. This is way below the 70% national target

Other Diseases/Events of Public Health Importance

Malaria

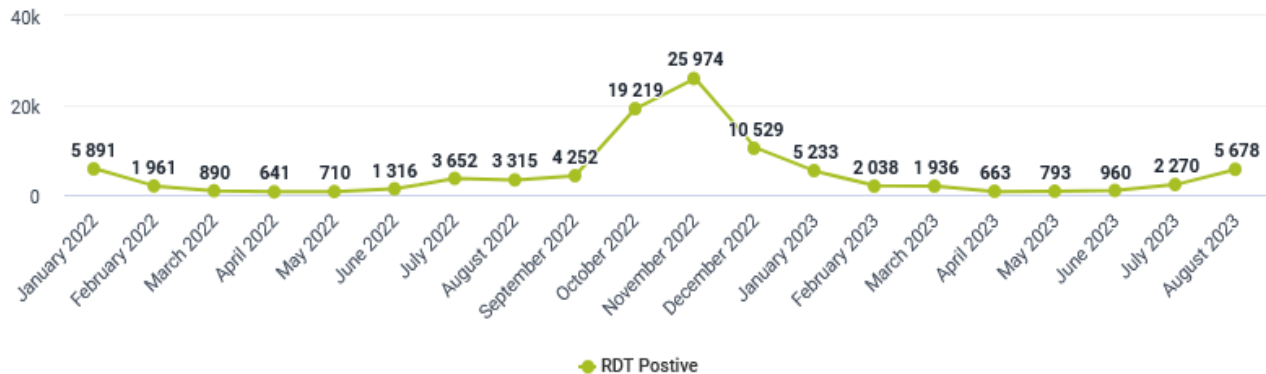


Figure 7: Monthly Reported RDT positive Malaria cases, The Gambia, Jan 2022 to August 2023

- Malaria cases were steadily declining since November of 2022 but has started increasing since May of 2023
- The number of cases reported in January of this year (2023) is similar to what was reported in January of 2022
- The number of cases recorded in June and July of this year are lower than that recorded in the same months last year
- There was a 60.02% increment from July 2023 to August 2023. This could be associated to the increase in mosquitoes because of increase rains and suitable breeding ground for mosquitoes
- The malaria case based surveillance has started in the North Bank East and West Health regions in epi-week 34. This entails an investigation into every confirmed malaria case in their communities to interrupt the possible chains of transmission by instituting control measures

Reported cases (suspected/confirmed) and events by region as per DHIS2, week 39, 2023

Data Name	Central River	Lower River	North Bank East	North Bank West	Upper River	Western 1	Western 2	TOTAL
Acute Flaccid Paralysis	0	0	0	0	0	0	1	1
Animal Bite	0	0	0	0	0	0	0	0
Anthrax	0	0	0	0	0	0	0	0
Cholera	0	0	0	0	0	0	0	0
COVID-19	2	2	0	1	0	14	6	24
Diarrhea with blood	17	11	7	3	27	17	10	92
Dog Bite	0	1	1	1	0	4	0	7
Human Rabies	0	0	0	0	0	0	0	0
Leprosy	0	0	0	0	0	0	0	0
Lymphatic Filariasis	0	0	0	0	0	0	0	0
Maternal Death	0	0	0	0	0	0	0	0
Measles	0	0	0	0	0	0	0	0
Meningitis	0	0	0	0	0	0	0	0
Neonatal Tetanus	0	0	0	0	0	0	0	0
Schistosomiasis	3	0	0	1	1	0	0	5
Shigellosis	0	0	0	0	0	0	0	0
Snake bite	1	0	0	2	6	0	3	12
Suspected VHF (incl. EVD)	0	0	0	0	0	0	0	0
Trachoma	0	0	0	0	0	0	0	0
Unexplained Cluster Health Events	0	0	0	0	0	0	0	0
Unexplained Cluster of Deaths	0	0	0	0	0	0	0	0
Yellow Fever	0	0	0	0	0	0	0	0

-8-

Recommendations and public health measures

- The AKI Incident Management System should mobilize needed resources to conduct a drug recall mop up exercise across the country targeting health facilities, pharmacies and drug stores
- Ministry of Health should partner with the Ministry of Agriculture to implement measures that will reduce the incidence of dog bite in the country
- Healthcare workers in CRR should include prevention and control messages of schistosomiasis in their school health programs in order to reduce the incidence of schistosomiasis in the two regions
- Health workers are encouraged to include malaria prevention and control messages in their routine health talks as we are witnessing a gradual increase in the number of cases nationally
- All regions are encouraged to share this bulletin with all staff under their purview using the different social media platforms at their disposal
- The different surveillance data receiving institutions within the Ministry of Health should work together and put in place mechanisms to correct data discrepancies.

- 11 - Partners



